

# ARCHIMEDES DRIVE

PRECISION REIMAGINED



ImSystems

DISCOVER

# ARCHIMEDES DRIVE

Introducing the next evolution in speed reducer technology: **The Archimedes Drive**. This innovative system replaces traditional gears with traction rollers to enhance performance, precision and safety standards:

- › Backlash eliminated. Robots execute movements with **5x more accuracy**.
- › Equipped with built-in overtorque protection, the Archimedes Drive safeguards actuators against unpredictable events like vibrations and collision, ensuring **reliable performance** even in the most challenging environments.
- › With actuators that are up to **15x stiffer**, the Archimedes Drive enables robots to perform more precise and reliable movements. Experience a new era where machines operate with precision beyond conventional limits.



## TRUE ZERO BACKLASH

**0 play** between components for ultra- high precision

READ MORE ON [PAGE 11](#)



## EFFICIENCY

**20%** higher efficiency

READ MORE ON [PAGE 14](#)



## OVERTORQUE

**No noteworthy damage** caused by exceeding peak torques

READ MORE ON [PAGE 12](#)



## STIFFNESS

For highly **accurate** movements

READ MORE ON [PAGE 13](#)



## QUIET

**32x** less intense noise

READ MORE ON [PAGE 15](#)



# LEARN MORE ABOUT OUR GROUNDBREAKING TECH

The Archimedes Drive represents a groundbreaking patented drive technology that utilizes smooth and hollow traction rollers (called Flexrollers). These Flexrollers are placed into a **compound planetary drive** arrangement. This innovative technology provides **continuous tractive contact** among the drive components, resulting in superior performance. A radical breakthrough to create a new benchmark in mechatronic precision.

*Archimedes Drive  
Flexroller*



## SUPERIOR SMOOTH CONTROL

The smooth surfaces without any clearance between the contact patches make the drive **completely backlash-free**. Using rolling contact instead of sliding contact allows superior smooth control. It ensures remarkable precision and speed, offering a guarantee of **efficiency and reliability**.



## CONTINUOUS TRACTIVE CONTACT

By eliminating any gaps and clearance between the contact patches, the drive ensures **uninterrupted power transmission**. This seamless flow significantly enhances the accuracy and precision of robotic movements, marking a significant advancement for applications that demand **high precision**.

## ARCHIMEDES DRIVE IN MOTION

[CLICK TO WATCH](#)



## EXPLORE OUR TECHNOLOGY

# APPLICATIONS

The Archimedes Drive's versatility and performance make it a valuable technology in various industries, where precise motion control and reliability are essential requirements. Some notable applications include:

### INDUSTRIAL ROBOTICS



[LEARN MORE](#)

### HUMANOID ROBOTICS

[LEARN MORE](#)

### HARSH ENVIRONMENTS

[LEARN MORE](#)

### MANUFACTURING EQUIPMENT

[LEARN MORE](#)

### AGRICULTURAL ROBOTICS

[LEARN MORE](#)

### HAPTIC TECHNOLOGY

[LEARN MORE](#)

### MEDICAL DEVICES

[LEARN MORE](#)

VISIT OUR

[APPLICATION  
WEBPAGE](#)



# EXPERTISE AT HEART

## MANAGEMENT



**Alfons Schure**  
CTO



**Jack Schorsch**  
Inventor  
CEO



**Matthew Corvers**  
Co-Founder  
Head of Production



**Rory Deen**  
Co-Founder  
CFO



**Thibaud Verschoor**  
Co-Founder  
Head of Product

## ENGINEERING - Technical excellence



**Job Neven**  
R&D Engineer



**Morteza Abouhamzeh**  
FEA Engineer



**John Tan**  
Design Engineer



**Matthijs Koorneef**  
R&D Engineer



**Dmitrii Sergachev**  
Test&Analysis Engineer



**Alexander Storm**  
Design Engineer



**Yaron Adar**  
Mechatronic Design  
Engineer



**Yannick van den Berg**  
Junior Design Engineer



**Patrik Larsson**  
Junior Mechatronic  
System Designer

## BUSINESS DEVELOPMENT - Dedicated partners



**Sten Lindwall**  
VP of Sales



**Rajendra Patel**  
Business Developer

## SUPPORT - Operational expertise



**Casper van Eersel**  
Marketing Manager



**Cin Yie Chang**  
Graphic Designer



**Ilse Kool**  
Graphic Designer



**Morgane Chaix**  
Content marketeer



**Tara Uitterlinden**  
Office Manager



MEET THE

# ARCHIMEDES DRIVE



# PRODUCT PORTFOLIO

# SPECIFICATIONS

Unit

DELTA  
SERIES

EPSILON  
SERIES

SYNOVIAL  
SERIES

COMPONENT  
SET

Repeated Torque	Nm	15-250	15-500	15-250	1-500
Nominal Torque	Nm	8-125	0.5-250	35	0.5-250
Slip Torque	Nm	18-280	1.5-600	88	1.5-600
Backlash	arcmin	0	<0.8	0	0
Max. Lost Motion	arcmin	0.2	0.8	0.2	0.2
Torsional Stiffness	Nm/arcmin	11-50	5-200	50	5-200
Max. Input Speed	rpm	>8,000	>8,000	>8,000	>8,000
Average Input Speed	rpm	4,000	4,000	4,000	4,000
Efficiency	%	up to 90	up to 90	up to 90	up to 90
Reduction Ratio	{-}	25:1-35:1	25:1-200:1	25:1-200:1	25:1-200:1
Noise Level	dBA	<50	<50	<50	<50
Output Rotation	deg.	270	continuous	continuous	continuous
Diameter	mm	72-120	tailored	70	tailored
Length	mm	60-180	tailored	90	tailored
Weight	kg	1-10	tailored	1.1	tailored
Ambiant Temperature	°C	-20 to 60	-20 to 60	-20 to 60	-20 to 60
Backdrivable	Y/N	Yes	Yes	Yes	Yes
Hollow Shaft	Y/N	No	Yes	Yes	Yes
Lubrication	Cycles	For life	For life	For life	For life
Service Life	Hours	>20,000	>20,000	>20,000	>20,000
Housing included	Y/N	Y	Y	Y	N

VIEW MORE  
**SPECIFICATIONS**



# BROWSE THE PRODUCT CATALOGUE

## DELTA-SERIES

Introducing the DELTA-SERIES Archimedes Drive, the leading edge in compound planetary traction drive technology. The DELTA-SERIES stands out for its exceptional **smooth control**, maintaining performance even under **harsh conditions**. With a **stiffness rating up to 15x greater** than other drive technologies, it ensures highly controlled movements and enhanced accuracy. This series provides optimal solutions for robots needing high-speed and precise movements, with Delta Robots as the prime application.

	DELTA-15	DELTA-250	DELTA-CUSTOM
Repeated Torque	15Nm	250Nm	1 - 500Nm
Reduction Ratio	25:1	35:1	25:1 - 200:1
Output Rotation	270°	270°	290°

**DELTA-SERIES DATASHEET**  
[DOWNLOAD](#)



## EPSILON-SERIES

The EPSILON-SERIES showcases dual-stage Archimedes Drives, meticulously engineered for **continuous rotation**, and designed to meet the rigorous demands of precision, speed, and ongoing operation in industrial robotics applications. Each unit features a hollow shaft and a **motor plate**, offering customizable options to suit specific needs.

The EPSILON-SERIES is known for its **reliable performance** and robustness. It excels in stiffness and efficiency, while operating quietly, making it versatile across various applications.

	EPSILON-250	EPSILON-CUSTOM
Repeated Torque	250Nm	15 - 500Nm
Reduction Ratio	100:1	25:1 - 200:1
Output Rotation	continuous	continuous






## SYNOVIAL-SERIES

The SYNOVIAL Archimedes Drive is a lightweight, **high-torque-density** solution designed for applications requiring high precision and minimal weight. This SERIES emphasizes compactness and seamless integration, featuring small dimensions, a **lightweight design**, and an **integrated motor** for straightforward implementation. The SYNOVIAL-SERIES is ideally suited for projects that demand exceptional precision in unpredictable environments.


	SYNOVIAL-75	SYNOVIAL-CUSTOM
Repeated Torque	75Nm	15 - 250Nm
Reduction Ratio	30:1	25:1 - 200:1
Output Rotation	continuous	continuous



## COMPONENT SET

The component set of the Archimedes Drive, featuring the core technology **without the housing**, provides exceptional flexibility for seamless integration into your specific applications. This design allows for the **direct incorporation** of high-performance drive technology, maximizing the benefits of precision and efficiency within your systems. Opting for this approach not only **saves space and reduces weight**—key for compact and high-performance applications.

COMPONENT SET	
Repeated Torque	15 - 500Nm
Reduction Ratio	25:1 - 200:1
Output Rotation	continuous



**CUSTOM DESIGN**  
**MAKE REQUEST**



# UNDERSTAND THE **BENEFITS**

- > [STIFFNESS](#)
- > [EFFICIENCY](#)
- > [SAFETY](#)
- > [QUIET](#)
- > [CONTROLLABILITY](#)

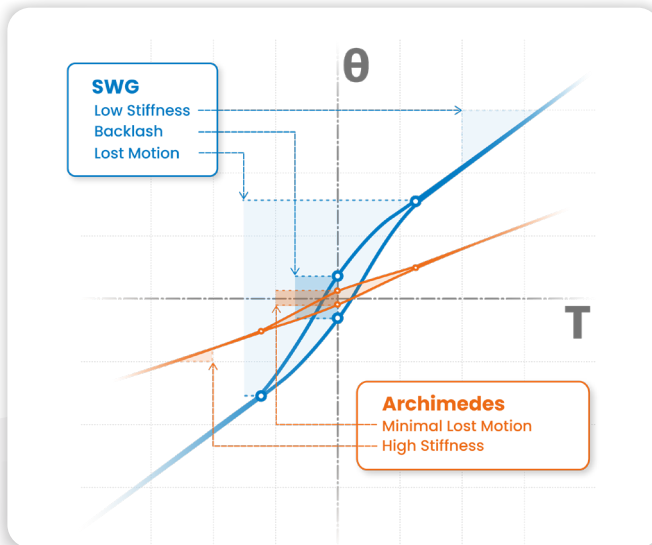


UTILIZE

# ULTIMATE PRECISION

The Archimedes Drive provides **unparalleled precision**: featuring true zero backlash, actuators that are **15x stiffer**, and lost motion reduced to less than 0.2 arcminutes. This enables robots to operate with enhanced precision and increased versatility in industrial tasks.

This plot shows the amount of deviation from the intended target resulting from play between the drive's components.



(X axis – Output Torque (T) in Nm, Y axis – Output rotation ( $\theta$ ) in deg.)

The performance features unique to the Archimedes Drive are then compared with existing technologies.

1. The Archimedes Drive presents **a low and constant gradient** thanks to its extreme stiffness and smooth controllability. This makes your operations run reliably every time.
2. The center curve showcases the unpredictable backlash that can occur due to space between internal meshing parts. Our drive features **constant tractive contact**, thus removing worries about deviations or vibrations. With the absence of backlash you can innovate with precision.



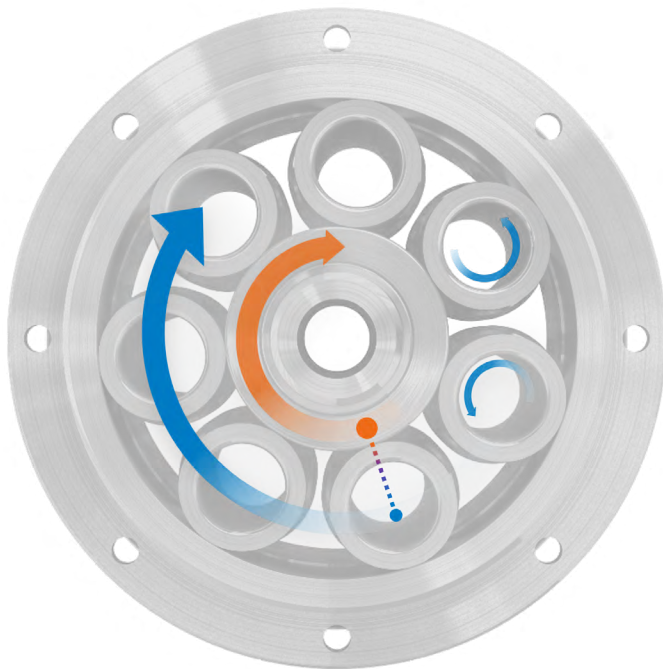
SET UP

## A NEW LEVEL OF SAFETY

The internal mechanism of the Archimedes Drive is designed to enter a sliding regime in the event of an overtorque (collision, vibration, shockloads). This means that if the drive encounters a shock at the output, its Flexrollers are engineered to slip, allowing the drive to absorb and dissipate the excess force throughout its components. This unique capability makes the Archimedes Drive exceptionally resilient and reliable in situations involving overload or shock loads without significant damage, ensuring safer operation under challenging conditions.

### BACKDRIVABLE

Thanks to its high backdrivability, the Archimedes Drive can **effectively manage unintended output forces** caused by operator errors or mispositioning.



# INCORPORATE THE **TRANSPARENCY**

Gearbox transparency is the ability of a gearbox or speed reducer to effectively transfer and translate the force from the motor to the output shaft without significant loss or alteration. A very rigid speed reducer has a high transparency, providing precise control and accurate performance to your robotic or mechatronic system.



## CONTROLLABILITY

With **great transparency** comes great controllability, as the system is enabled to be precise and stable, with minimized backlash, friction, and vibrations. Plus, the Archimedes Drive **removes backlash completely**.



## PROGRAMMING

Spend **less time programming** since you don't have to account for inefficiencies and errors. **Input commands to the motor closely match the desired output** movements of the robot. Creating control algorithms becomes easier and faster, with fewer errors and inconsistencies.



# REAP THE BENEFITS OF **HIGH EFFICIENCY**

The Archimedes Drive is capable of operating at high **efficiencies of up to 95%**. Thanks to its smooth continuous contact surface less energy is wasted through overheating, vibrations, and noise. This provides the drive with a stellar combination of efficiency and accuracy.



**>8.000 rpm**  
Input speed

**>90%**  
Efficiency

**<0.2 arcmin**  
Lost motion

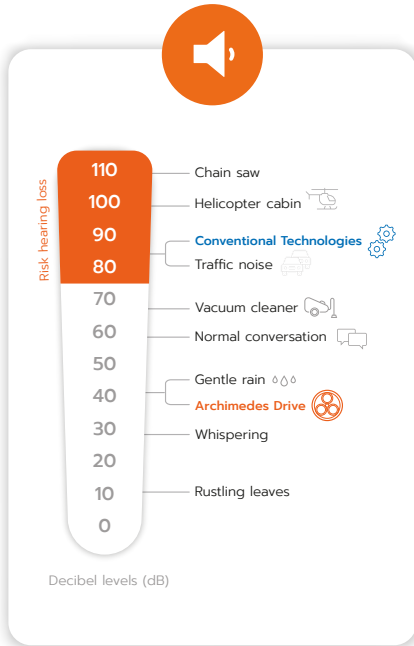
Efficiency is of utmost importance when designing and building machines. Inefficient applications can waste high amounts of energy on redundant losses. By implementing the Archimedes Drive in your mechatronic application you can enjoy several benefits, such as:

- 1. LOWER COST & FOOTPRINT**  
*Less energy used to perform the same task*
- 2. LONGER LIFESPAN**  
*Reduced wear on internal components*
- 3. IMPROVED BATTERY LIFE**  
*Batteries are used more efficiently, making them last longer*
- 4. PLEASANT ENVIRONMENT**  
*Decreased heat and noise improve working conditions*
- 5. SUPERIOR CONTROL PERFORMANCE**  
*Lower vibration and friction result in smooth control*



# ENJOY THE QUIET OPERATION

The Archimedes Drive runs with low noise thanks to the lack of backlash and smashing gear teeth.



! The decibel scale used for measuring noise intensity is logarithmic, creating some interesting principles:

**The 3 dB trading effect** = a 3dB noise increase doubles the level of the sound pressure

**The 5 dB exchange rate** = a 5dB increase halves the permissible exposure time to the sound

To put things in perspective, a typical conversation measures around 60 dB, and a vacuum cleaner runs at 70 dB. In comparison, the Archimedes Drive produces between **36.6-50.2 dB**. This would be the equivalent of a gentle rain.

During external sound testing between the Archimedes Drive and an equivalent strain wave gearbox alternative (which is typically quieter than spur or helical gears), the IMSystems Archimedes Drive has produced lower noise levels, the results of which you can see below.

Unit

Conventional Technologies

Archimedes Drive setup

Average Noise Level	dB(A)	44.5	39.9
Minimum Noise Level	dB(A)	36.7	36.6
Maximum Noise Level	dB(A)	65.3	50.2



MEET WITH

# THIBAUD VERSCHOOR



CO-FOUNDER | HEAD OF PRODUCT

t.verschoor@imsystems.nl

+31 (0)85 060 2111

[Schedule meeting](#)

## PARTNERS

ROBO  
HOUSE

European  
Innovation  
Council



HANKAMP GEARS

ABB

finindus

TU Delft

Wearable Robotics

LINAMAR

Innovation  
Quarter

